

FALL 2020 PLANNING SECOND PULSE SURVEY RESULTS AUGUST 2020



PRIZMAH

Center for Jewish Day Schools

Prizmah is dedicated to creating a strategic and systematic approach to research, data collection and knowledge sharing of the collective learning and insights from the field of Jewish day schools to inform, inspire and empower each individual school and community.

This second pulse survey harnesses the knowledge and thinking of Jewish day school and yeshiva leaders in order to provide data and support for planning the 2020–2021 academic year.

The survey was fielded from August 3 – August 10, 2020. The following is a report and analysis of the findings.



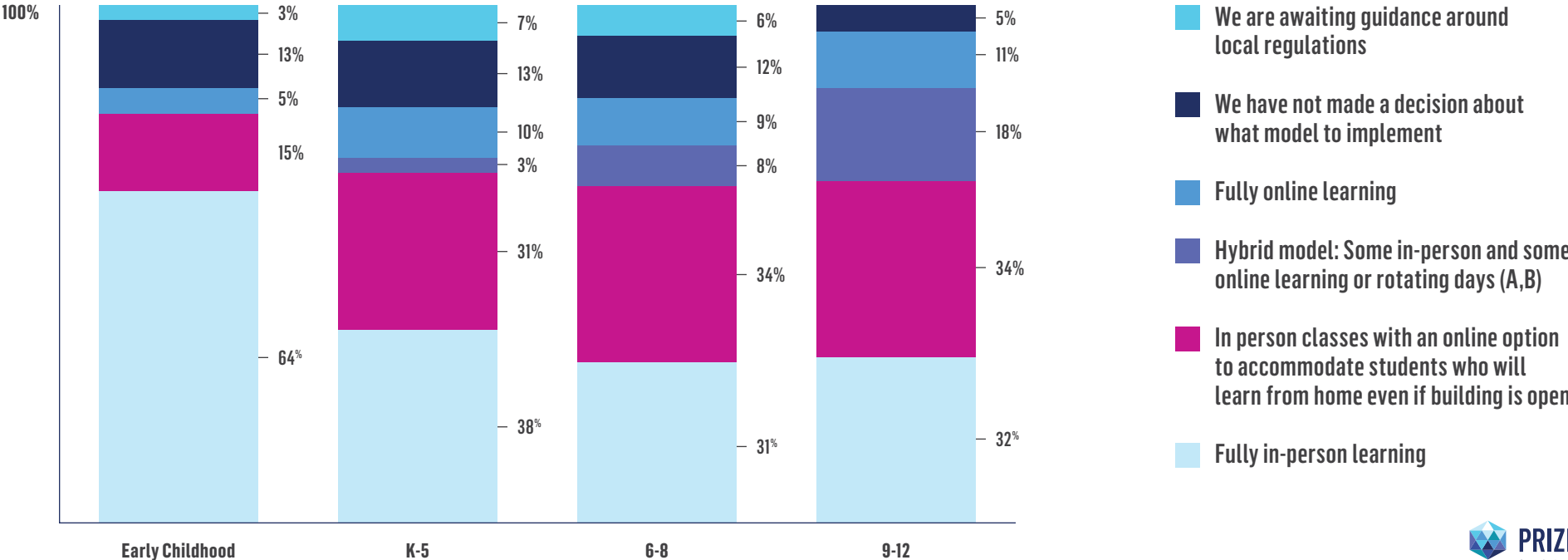
PROFILE OF RESPONDENTS

In the seven days the survey was in the field, 81 school leaders responded. The respondents are representative of the Prizmah Network of Jewish day schools and yeshivas in school size, geographic and denominational diversity.

EDUCATIONAL MODELS

We surveyed schools and asked which of the various scenarios they are considering for opening. Early childhood programs are intending to be open fully in person more than other learning options. Many schools are choosing to have in-person classes with an online option to accommodate students who won't enter the building. A few schools are still awaiting guidance around local regulations. Middle schools and high schools are doing more hybrid models. Across the field, fully in person and in person with an online option seem to be the most common models. Several schools still haven't made a decision.

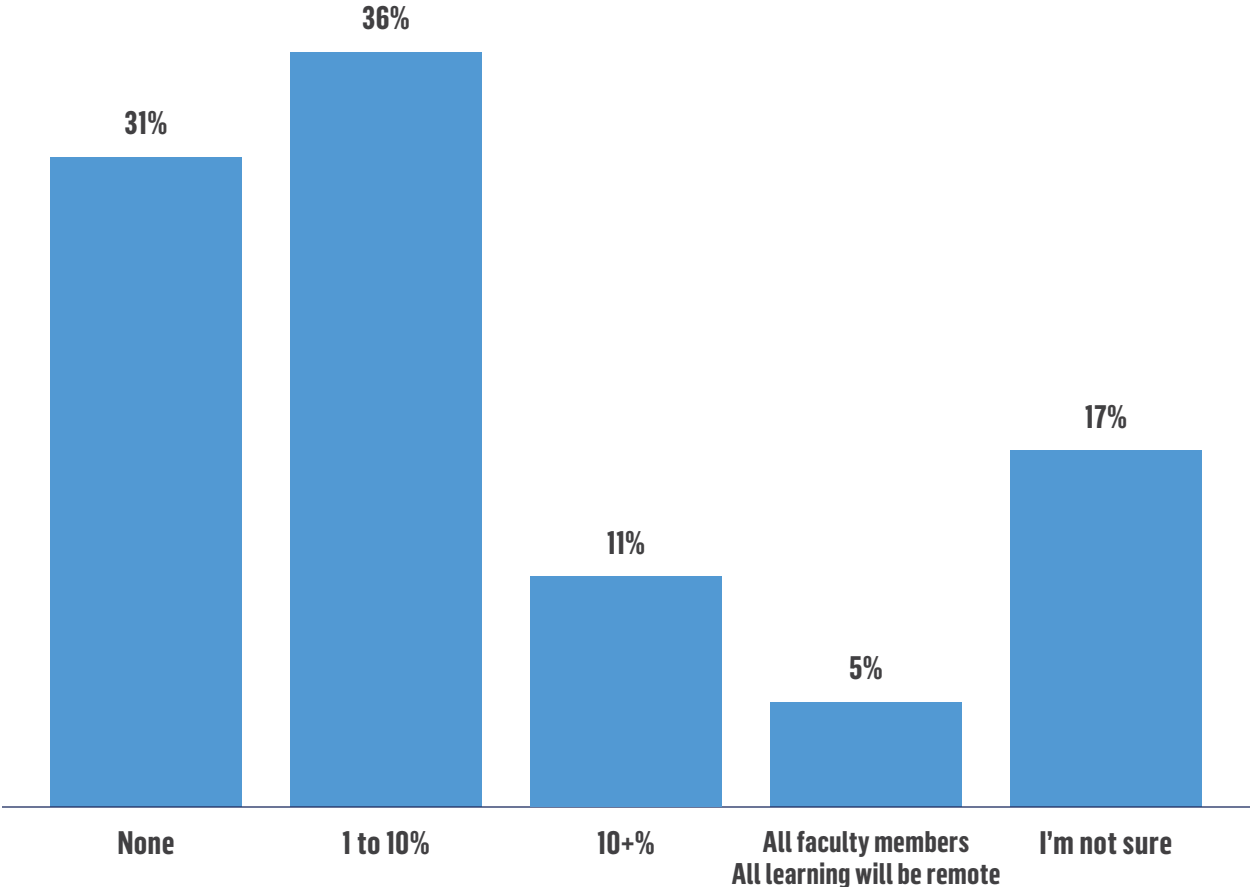
Learning Models by Grade Level for Opening of School



EDUCATIONAL MODELS: TEACHERS

A majority of schools -67%- are either expecting most teachers to work in person or under 10% of teachers working remotely only. As of the first week of August 2020, 17% of schools were still unsure how many faculty will be teaching remotely.

Faculty Teaching Using Remote Technologies Only,
2020-2021 School Year



EDUCATIONAL MODELS: SPACE ACCOMMODATIONS

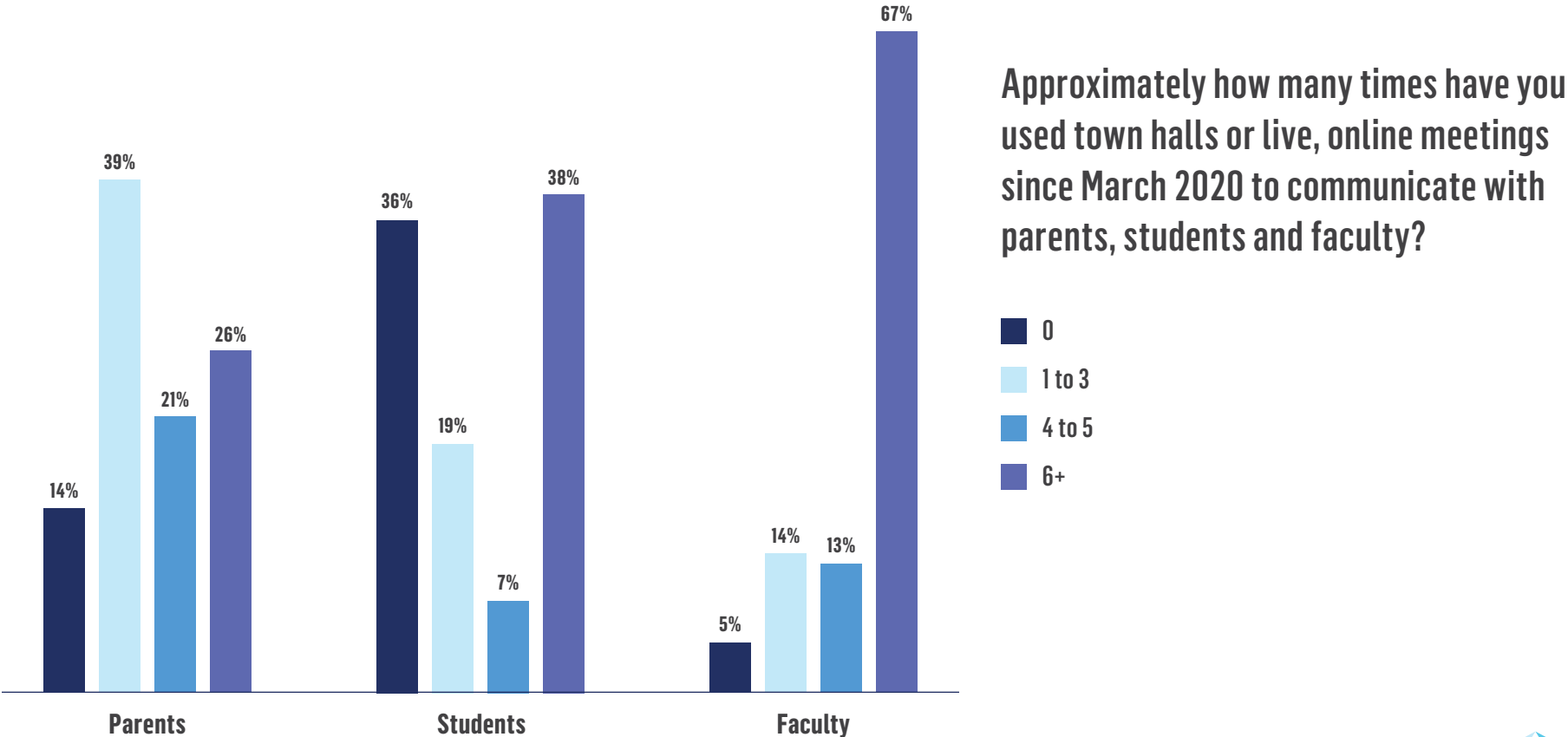
Top changes to physical space schools are utilizing to accommodate health and safety guidelines:

- 1. Manipulating classroom space **85%**
- 2. Utilizing outdoor space **82%**
- 3. Making changes to ventilation or HVAC systems **62%**
- 4. Installing plexiglass or dividers near teacher spaces in the classroom **38%**
- 5. Making architectural changes in the school **18%**
- 6. Installing plexiglass between student desks **13%**
- 7. Renting space in other buildings **5%**

COMMUNICATIONS: TOWN HALL MEETINGS

Schools have been hosting town halls or live, online meetings to communicate with parents, students and faculty during the COVID-19 crisis. Since March 2020, 85% of schools used town halls or live online meetings to communicate with parents at least once. The majority of schools hosted more than one, and 26% hosted town halls with parents 6 or more times.

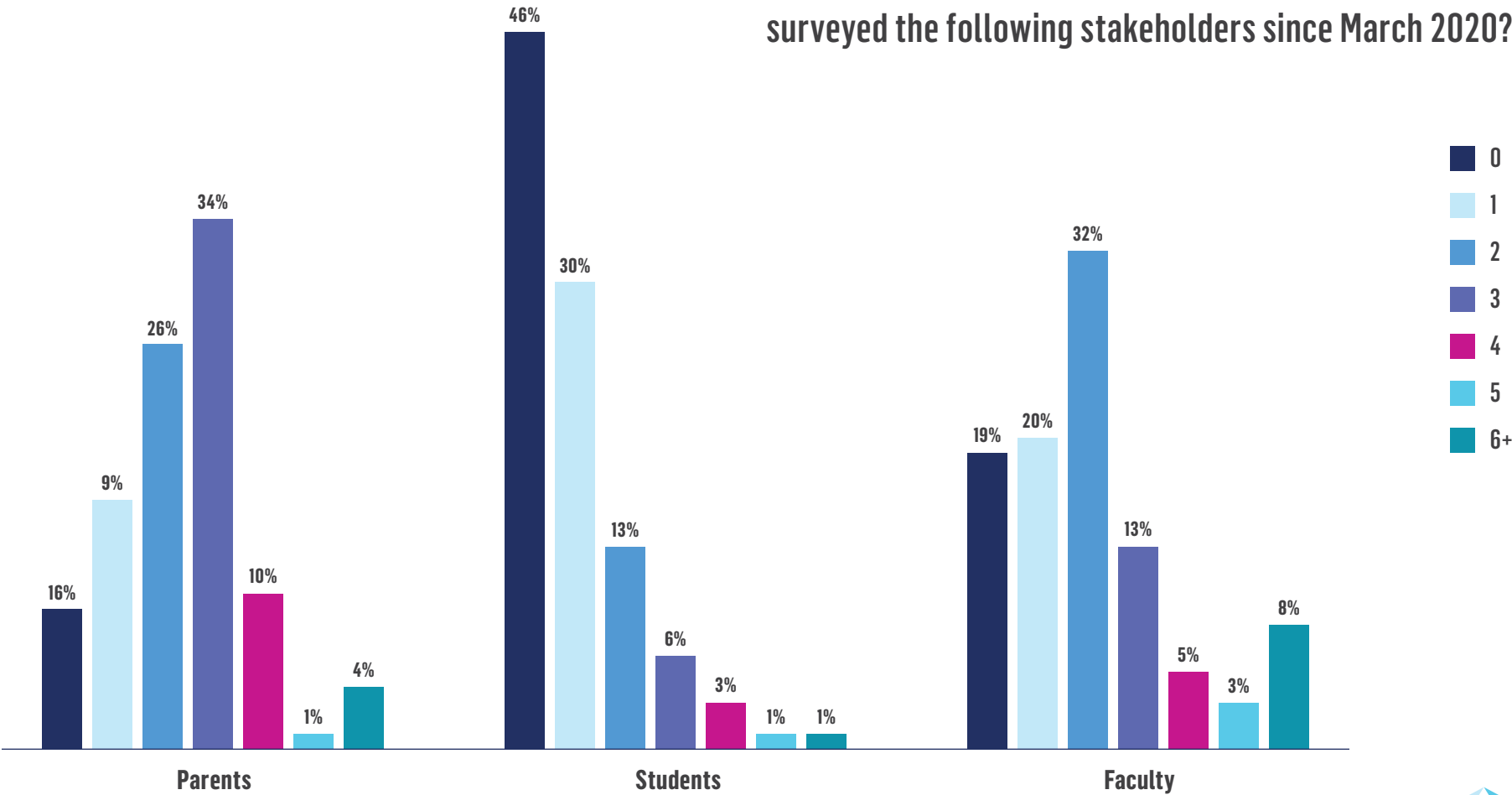
While 36% of schools reported never hosting town halls or live online meetings to communicate with students, close to the same number of schools reported using it more than 6 times with their students. 67% of schools used live online meetings to communicate with faculty 6 or more times, and 95% of schools used it at least once.



COMMUNICATIONS: SURVEYS

Since March 2020, surveys have been widely deployed to receive feedback from and understand the experience of parents, students and faculty on key school issues. Parents and faculty were surveyed the most, while close to half of schools reported that students were not surveyed. 75% of schools have surveyed parents 2 or more times, and 80% of schools reported surveying their faculty at least once.

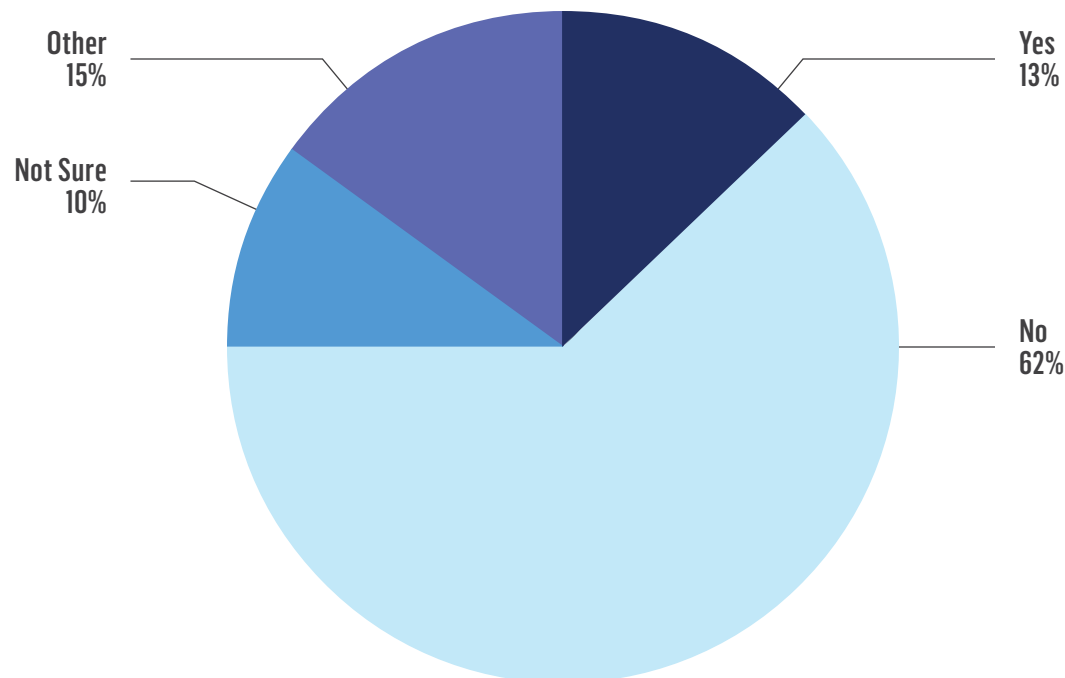
Approximately how many times have you officially surveyed the following stakeholders since March 2020?



TUITION: DISCOUNTS

Tuition discounts for virtual learning is a topic of discussion in many school communities. The majority of schools have reported they are not considering prorated tuition for time that learning is done virtually due to a closed building. Most schools that chose “other” indicated they would be offering discounts for early childhood programs. Among the schools considering giving a prorated tuition discount, the amount varied by grade level and varied greatly among schools. Proposed discounts for early childhood ranged from 20% to 100%. As grade level increases, the proposed tuition discount decreases. In K-5, discounts ranged from 15-50% and fell to 10-15% in middle school to high school.

Are you considering a prorated tuition discount for time that learning is done virtually due to a closed building?



TUITION: ASSISTANCE

Schools report significant increases in their tuition assistance/scholarship budgets for the coming year.

\$145,000

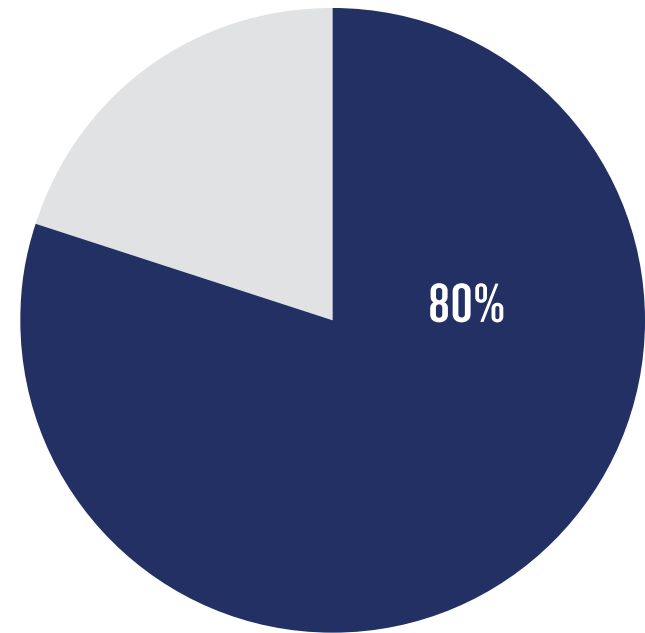
(16% INCREASE)

The Average Increase
in Tuition Assistance Budget

\$800,000

(143% INCREASE)

The Maximum Increase
in Tuition Assistance Budget



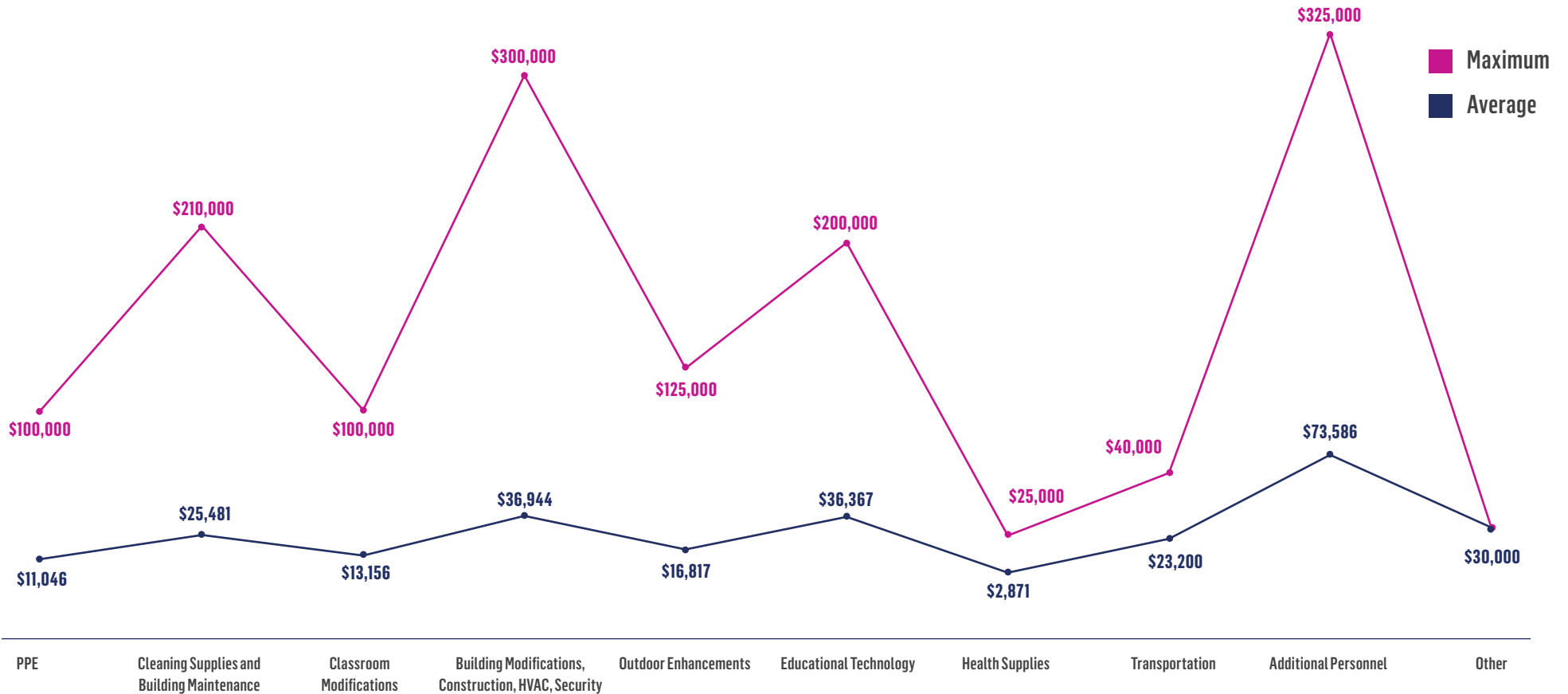
80% of Schools Indicated an Increase in
Tuition Assistance for the 2020-2021 School Year

FINANCE: COVID EXPENSES

The average increase for all COVID related expenses is \$173,031. The maximum reported total increase is \$909,000.

The average increased cost from COVID related expenses is \$669 per student. The max is \$3,375 per student.

Estimated Increased Cost for COVID Related Expenses



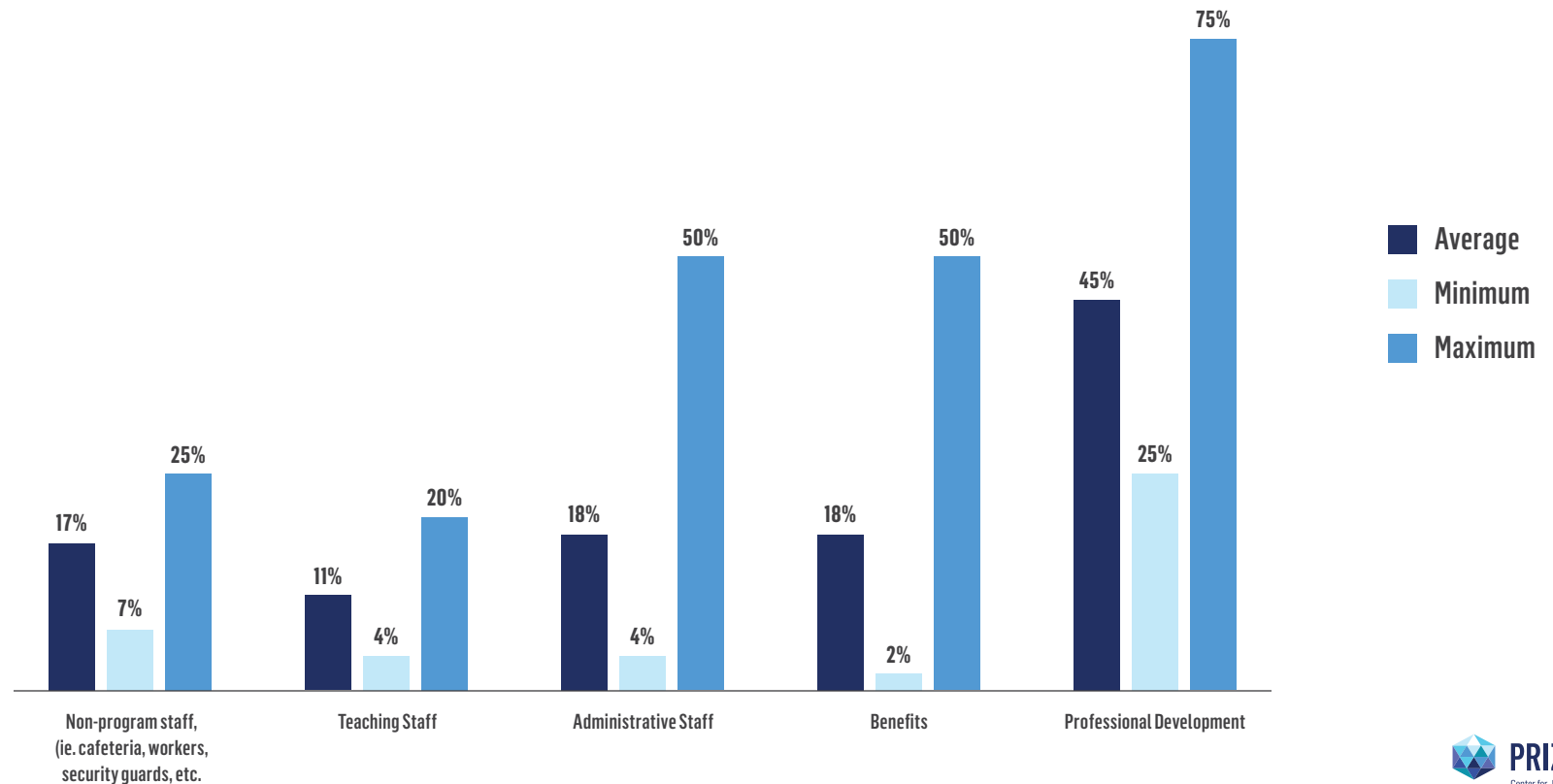
FINANCE: BUDGET CUTS

37% of schools report they are not planning any budget cuts at this time. The top 3 areas schools indicate budget cuts are

- Professional development
- Non-program staff
- Administrative staff

Some schools indicated pay freezes, in lieu of or in addition to budget cuts.

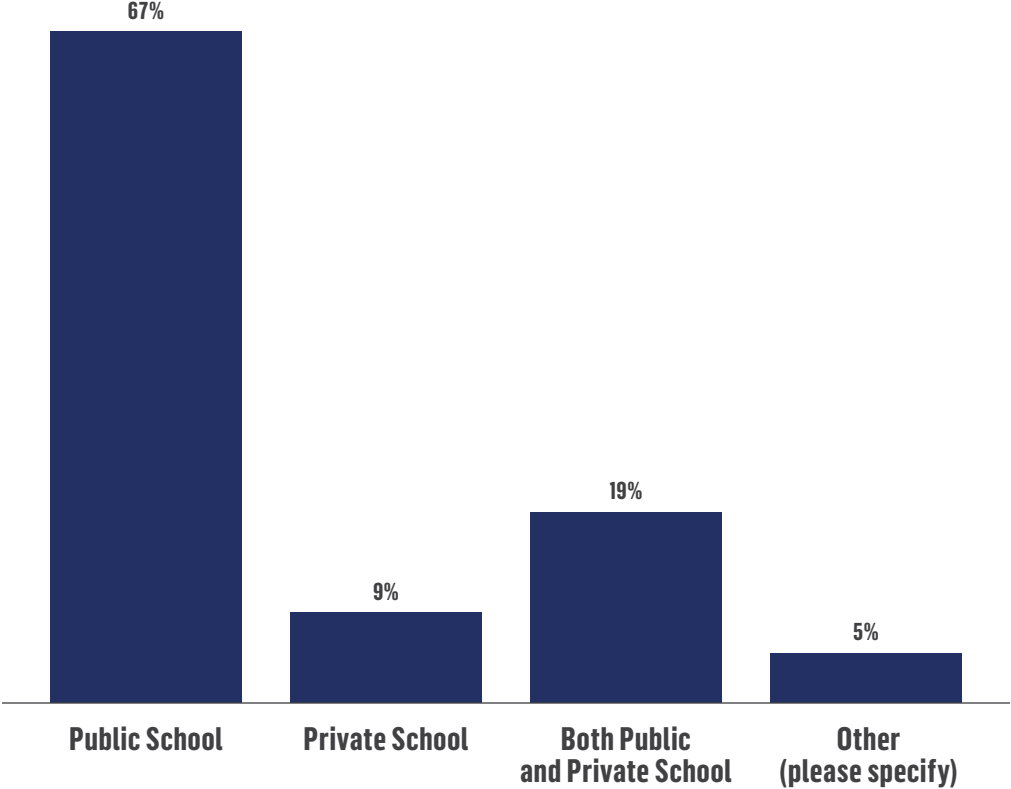
Projected Budget Cuts



ENROLLMENT: INQUIRIES

65% of schools reported an increase in enrollment inquiries. Among them, the majority of those inquiries are from public school families.

Source of Increased Inquiries

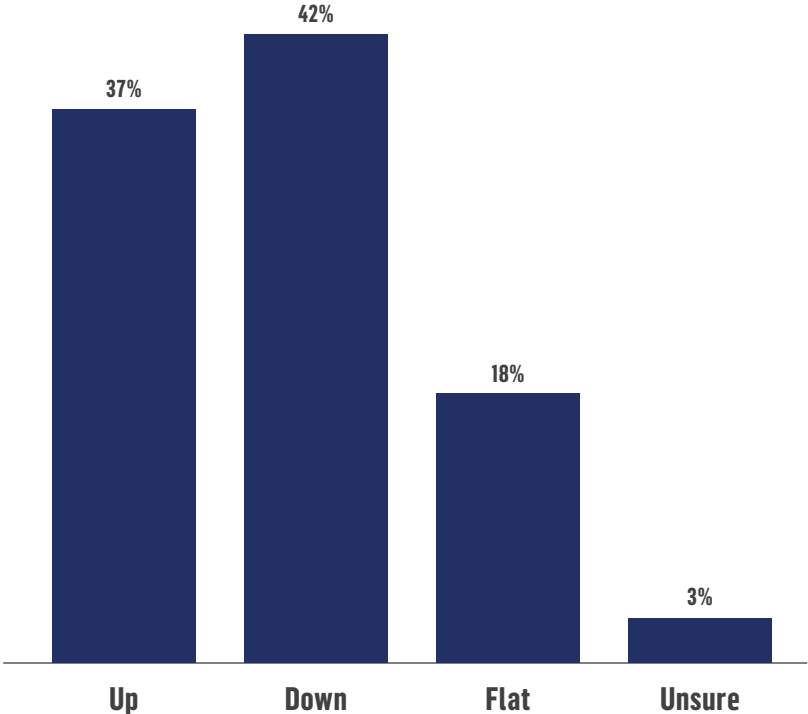


Two Thirds
of Schools
are indicating that
under 50%
of their inquiring families
are indicating a need
for tuition assistance

ENROLLMENT: TRENDS

More than half of schools reported stable or increased enrollment for the 2020-2021 school year. Schools that are projecting an increase in enrollment cited various factors such as a growth trends prior to COVID, better online learning versus local public schools, and smaller class sizes. Schools projecting a decrease in enrollment cited various contributing factors such as the fully-online learning, health concerns, Aliyah to Israel, family financial issues and local demographics.

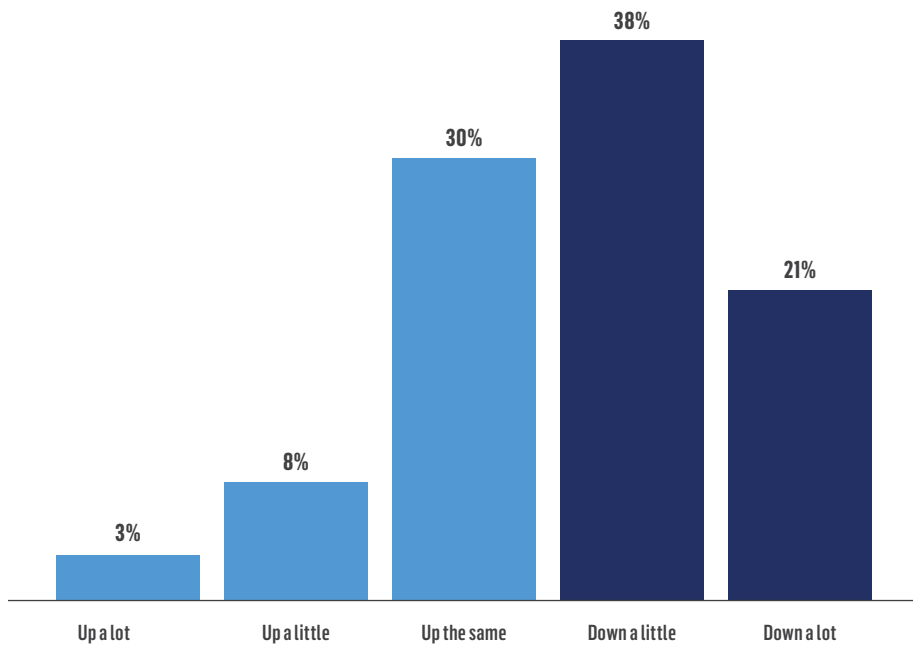
Compared to the 2019-2020 School Year,
How Do You Project Your 2020 Overall Enrollment Will Change?



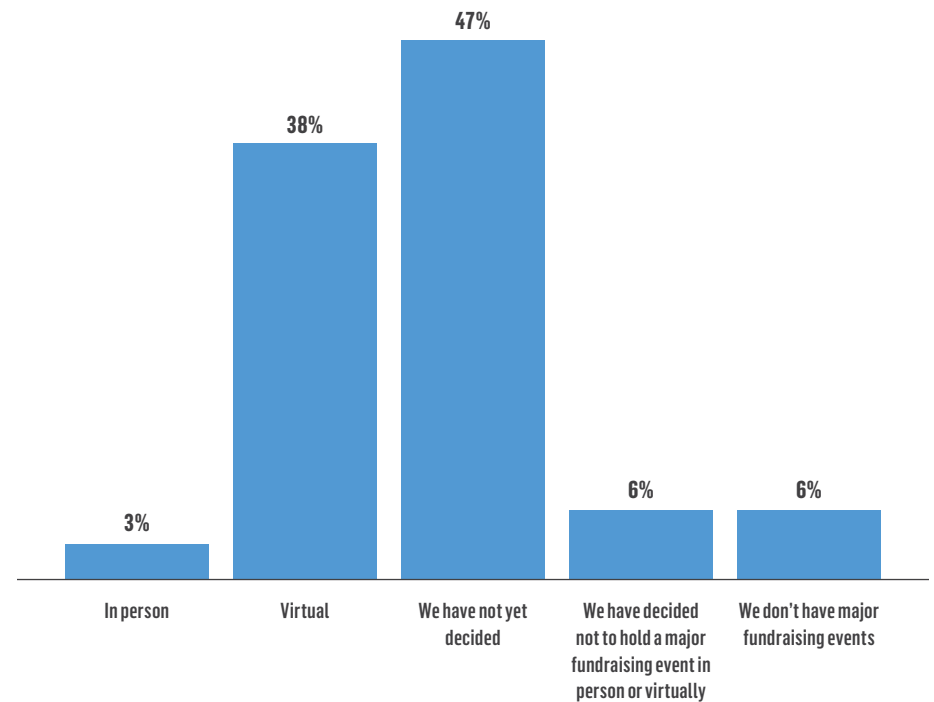
FUNDRAISING: PROJECTIONS

Nearly 60% of schools are projected a decrease in fundraising. As of early August 2020 most schools hadn't decided yet whether their major fundraising event(s) will be in person or virtual.

Compared to the 2019-2020 School Year, How Do You Project Your 2020-2021 Overall Fundraising Will Change?



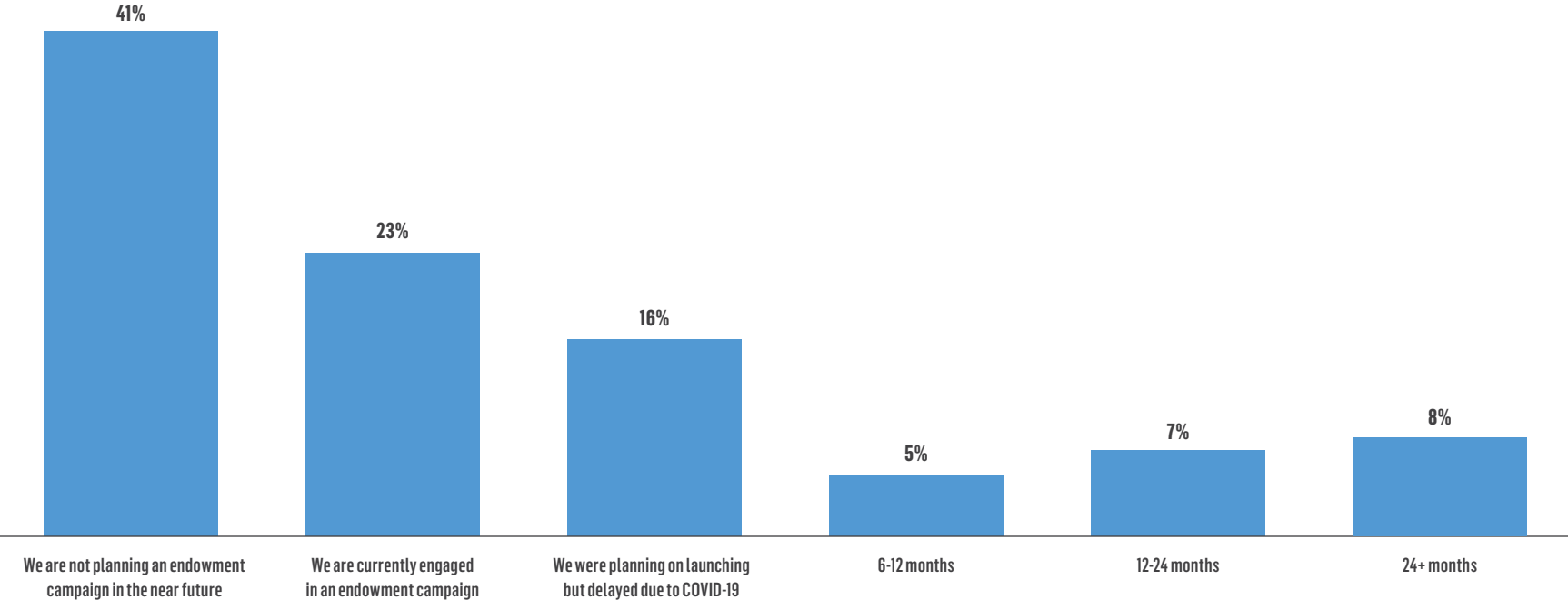
In the Upcoming School Year, Are You Planning Your Major Fundraising Event(s) to be in Person or Virtual?



FUNDRAISING: ENDOWMENT CAMPAIGN

41% of schools reported they are not planning an endowment campaign in the near future while 16% indicated they had planned an endowment campaign but delayed it due to COVID.

When Do You Anticipate Your School Will Begin Working on an Endowment Campaign?



Visit the Prizmah Knowledge Center for resources to support schools during the COVID-19 Pandemic:

[COVID-19 Guidance Homepage](#)

[Webinars and Meet Ups for School Leaders](#)